

Students Feedback on current syllabus

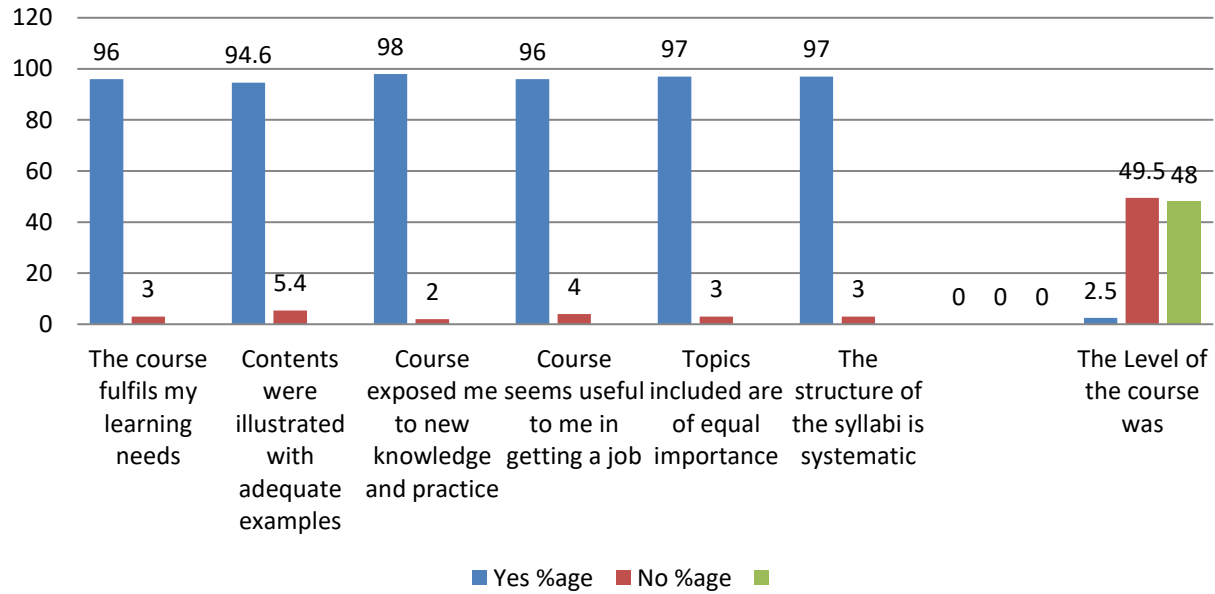
(Under Graduate)

There are 07 under graduates courses (BA, B.Com(R), B.Com(H), B.Sc(Med.), B.Sc(Non-Med.), B.Sc(CSM), BCA) running in the college and the IQAC decided to choose 20 percent students from each class of each course to take students feedback on the current syllabus. The sample size for the feedback turned out to be 202. The data were collected with the help of a structured questionnaire.

The responses received from the respondents are presented in the following table.

S. No.	Questions	Yes %age	No %age
1	The course fulfills my learning needs.	96.0	3.0
2	Contents were illustrated with adequate examples.	94.6	5.4
3	Course exposed me to new knowledge and practice.	98.0	2.0
4	Course seems useful to me in getting a job.	96.0	4.0
5	Topics included are of equal importance.	97.0	3.0
6	The structure of the syllabi is systematic	97.0	3.0
7	The level of the course was a) To high b) To Low c) Adequate	49.5% 2.5% 48.0%	

UG Students Feedback



Students Feedback on current syllabus

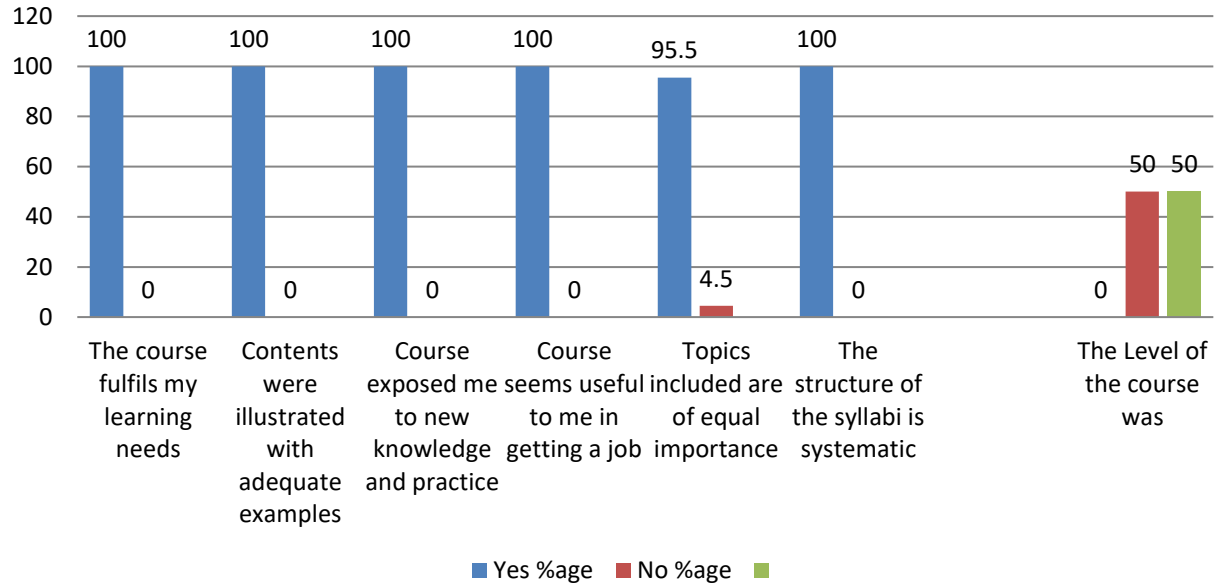
(Post Graduate)

There are 06 PG departments (MA(Eng.), MA(Punjabi), M.Com, M.Sc(IT), M.Sc(IT LE), M.Sc. (Maths)) in the college and the IQAC decided to choose 50 percent students from each class of each department to take students feedback on the current syllabus. The sample size for the feedback turned out to be 22. The data were collected with the help of a structured questionnaire.

The responses received from the respondents are presented in the following table.

S. No.	Questions	Yes %age	No %age
1	The course fulfills my learning needs.	100	0
2	Contents were illustrated with adequate examples.	100	0
3	Course exposed me to new knowledge and practice.	100	0
4	Course seems useful to me in getting a job.	100	0
5	Topics included are of equal importance.	95.5	4.5
6	The structure of the syllabi is systematic	100	0
7	The level of the course was a) To high b) To Low c) Adequate	50 0 50	

PG Students Feedback



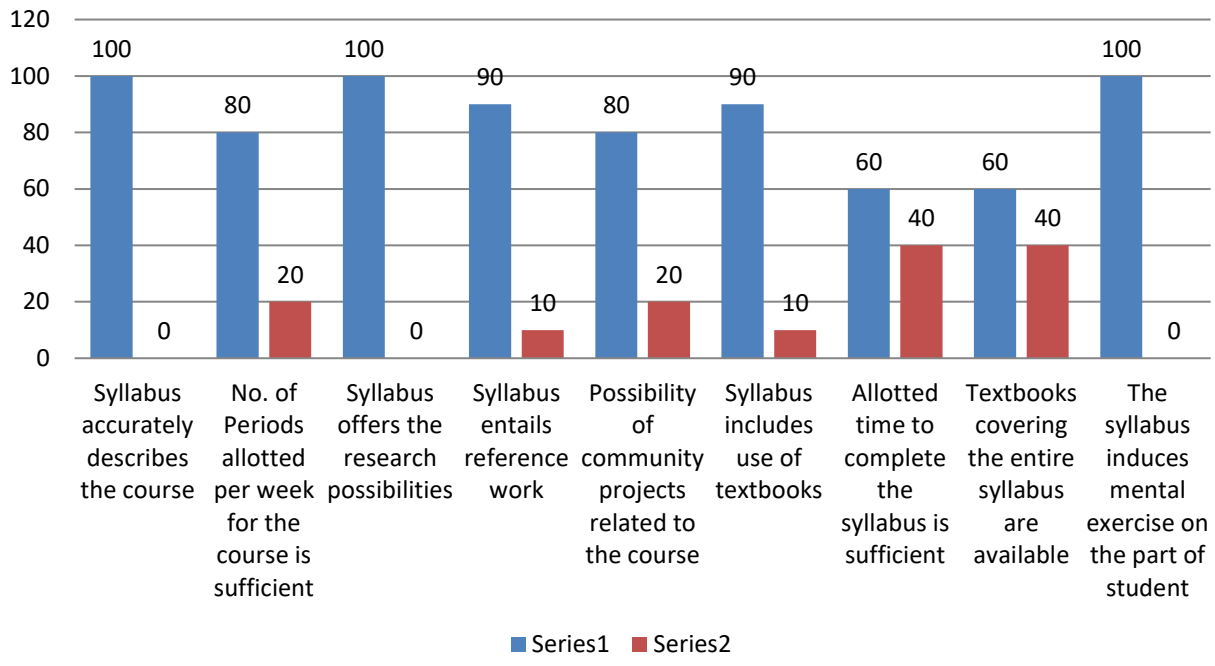
PG Teachers Feedback on current syllabus

There are 22 teachers teaching the Post graduates classes. The Feedback was taken from half of the teachers. So, the sample size for the feedback is 10. The data were collected with the help of a structured questionnaire.

The responses receive from the respondents are presented in the following table.

S.No.	Questions	Opinion %age	
		Yes	No
1	Syllabus accurately describes the course	100	0
2	No. of Periods allotted per week for the course is sufficient	80	20
3	Syllabus offers a research possibilities	100	0
4	Syllabus entails reference work	90	10
5	Possibility of community projects related to the course	80	20
6	Syllabus includes useful textbooks	90	10
7	Allotted time to complete the syllabus is sufficient	60	40
8	Textbooks covering the entire syllabus are available	60	40
9	The syllabus induces mental exercise on the part of student	100	0

PG Teachers Feedback



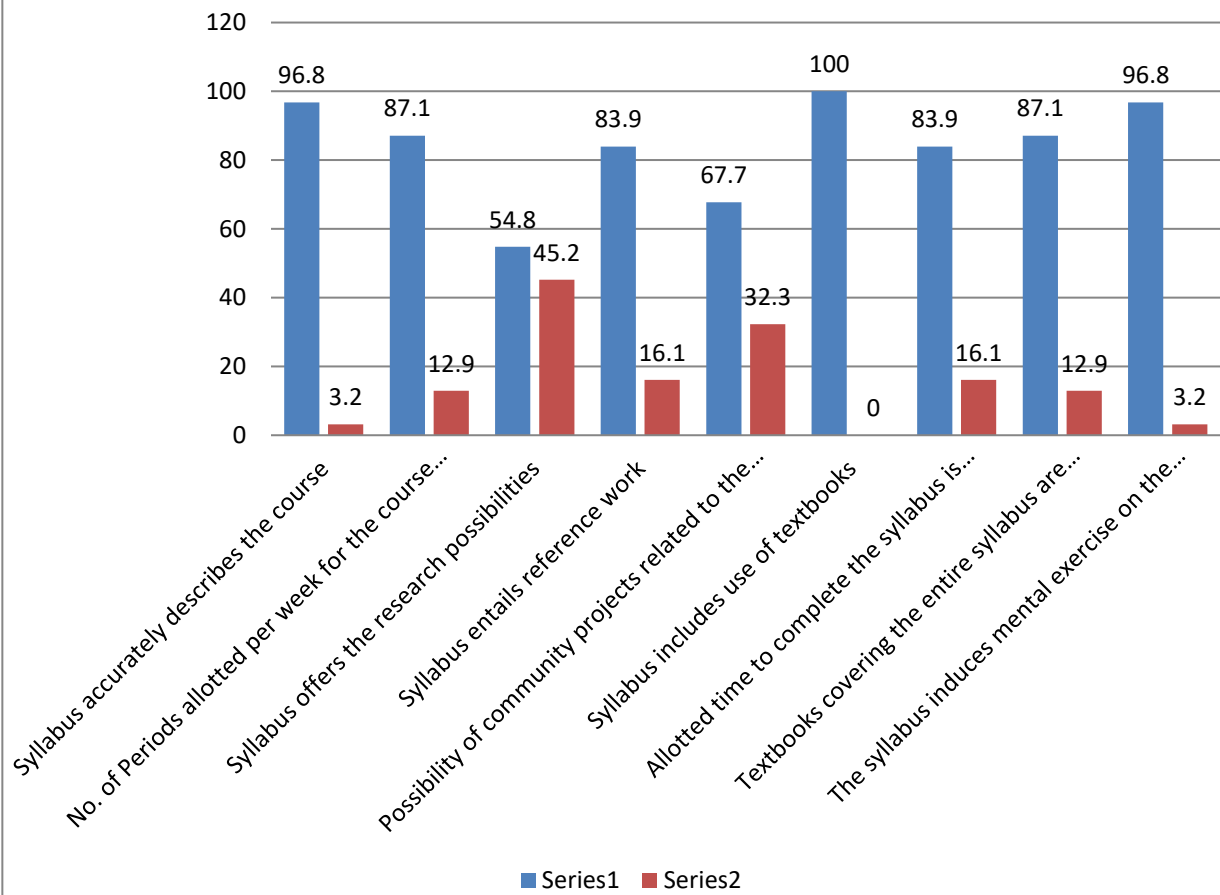
UG Teachers Feedback on current syllabus

There are 54 teachers teaching the under graduates classes. The Feedback was taken from more than half of the teachers. So, the sample size for the feedback is 31. The data were collected with the help of a structured questionnaire.

The responses received from the respondents are presented in the following table.

S.No.	Questions	Opinion %age	
		Yes	No
1	Syllabus accurately describes the course	96.8	3.2
2	No. of Periods allotted per week for the course is sufficient	87.1	12.9
3	Syllabus offers a research possibilities	54.8	45.2
4	Syllabus entails reference work	83.9	16.1
5	Possibility of community projects related to the course	67.7	32.3
6	Syllabus includes useful textbooks	100	0
7	Allotted time to complete the syllabus is sufficient	83.9	16.1
8	Textbooks covering the entire syllabus are available	87.1	12.9
9	The syllabus induces mental exercise on the part of student	96.8	3.2

UG Teachers Feedback



Alumni Feedback

The Feedback was taken from the 30 alumni students of the college out of which 60% of them are employed. The sample size for the feedback is 30. The data were collected with the help of a structured questionnaire.

The responses received from the respondents are presented in the following table.

S.No.	Questions	Opinion %age	
		Yes	No
1	Is the curriculum able to fulfill the needs?	97.9	2.1
2	Clear idea about the purpose of the course	93.8	6.2
3	Content of the syllabus have developed a sustained interest	91.7	8.3
4	Optimum Curriculum load without any pressure	85.4	18.6
5	Assessment Strategies are explicit in the curriculum	91.7	8.3
6	Curriculum Proved useful at workplace	91.7	8.3
7	Easy access to prescribed/ Reference books	100	0

From the above data it is observed that 93.3% alumni students felt that the course fulfilled their learning needs and objectives after completion of course. Also they had clear idea about the purpose of the course. 96.7% were of the opinion that the content of the syllabus had developed their interest in the subject. 83.3% felt that the curriculum load was optimum without any pressure. 96.7% were of opinion that assessment strategies are explicit in the curriculum and it proved useful at workplace. Also 96.7% accepted that they had easy access to prescribed/Reference books, however 90% felt that the syllabus was pleasantly challenging.

Alumni Feedback (2021-22)

